

# Hues & News

## Upcoming CP SA Events:

**CP  
SA Explore This! 20**  
Submission dates are  
9/15-11/15/23  
Show opens 2/1/2024

## Highlights:

CP  
SA 31st  
International  
Convention &  
Exhibition 3

September  
Members Meeting 10

November  
Members Meeting 10

Upcoming 109  
Exhibitions 11

Membership  
Renewal Form  
for 2023 13

Meeting Dates 14

Unless noted otherwise,  
all photos in this issue are  
courtesy of Blair Jackson.



District Chapter 109 | Metro Washington DC

[www.CPSA109.org](http://www.CPSA109.org)  
[info@CPSA109.org](mailto:info@CPSA109.org)



Chapter #109 having a BIG TIME at the CP  
SA Convention in Cincinnati

## LETTER FROM THE PRESIDENT

A big thank you to the CP  
SA #109 Board who do such an excellent job in their positions. Karen Coleman seeks out exhibition venues, writes proposals, communicates & negotiates with interested galleries, and works out the logistics for all of us to display our works of art. This requires Karen's savvy and sharpness.


Wendy Ng took the job of Treasurer as a relatively new member. This is an artist who is on-the-verbal-ball! She is extremely organized and she has contributed so much in such a short amount of time.

Lis Zadravec re-designed the website for the chapter and keeps it current. She has also accepted your artwork for the web gallery and as show submissions. She has the technical know-how and the chapter benefits greatly.

Johanna Swart keeps the membership registry accurate and contacts interested artists who are not yet members. She coordinates with both Lis and Wendy, as member dues are paid.

Martha Crawley is the Secretary and chances are that you have read her articles in the newsletter. Our newest board member is Carolyn Comras, as Newsletter Editor. This is a godsend, as we were left in the lurch with Vicki's untimely death. This is Carolyn's first issue and we are exceedingly grateful. We have one position which remains

(Continued on page 2)



This is us!

*(Continued from page 1)*

unfilled, and that is VP for Programs. We have many ideas for meeting programs, and this job would be to make contacts and arrangements. As we have many able members, it would be helpful if one would step forward.

The Cincinnati Convention and Exhibition was spectacular for many reasons. The first reason was the convention was especially well-organized with participants going from one activity to the next. There was no downtime, except bedtime. From breakfasts with fellow artists to AM meetings and workshops, back to lunchtime with other artists, and back to workshops, until you have 45 minutes to wash up and change clothes for the evening activities. It was great! We had so many of our chapter members attend this year. We always have an admirable turnout, but this year was exceptional. There were new members that we met face-to-face for the first time and the longtime regulars, including myself. Start planning now for next year in Brea, CA, in 2024, and 2025 brings all colored pencil artists back to the Washington, DC area. Lucky us! Let's celebrate.

Now, get back to drawing!

***“There was no  
downtime,  
except  
bedtime....  
It was great!”***

Respectfully,  
*Blair Jackson*



Blair with Susan Noon, former #109 member



Blair's Adopted Family—Mary Jo, daughter Maggie, and granddaughter Rachel



Aida, Sharon, & Connie with Professional Photo Bombers, Gemma Gylling and Betty Sandner



Blair with visiting #109 member, Arlene Weinstock from CA, and Fred Haub, at the Phillips Collection to see Renoir's Boating Party



# 2023 National Convention


Our Chapter #109 Members were beautifully exhibited at the Convention!



**"Stream of Complements II"**  
by Mary Ellen Geissenhainer, CPSA, CPX



**"Clairese of Glen Burnie"**  
by Suzanne Vigil, CPSA, CPX



**"Sunset on the Danube"**  
by Johanna Swart, CPSA



**"Old Friends"**  
by Deborah Maklowski, CPSA, CPX



**"Jewels on the Vine"**  
by Suharshini Seneviratne

## FIRST DAY AT THE CPSA CONVENTION

by *Suharshini Seneviratne*



“Crown and Country”  
by Barbara Dahlstedt,  
CPSA, CPX

*“It was  
wonderful  
bonding over  
our common  
passion for  
colored  
pencils.”*

The CPSA 31st International Exhibition and convention, at the Summit Hotel in Cincinnati, was my first time at this event and boy did it surpass my expectations! The gallery being at the same hotel was a definite plus. As we entered the hospitality room/gallery, the host chapter (DC119) members were all smiles and welcomed us (my husband accompanied me) and handed me a lovely welcome bag from DC119 and a large bag full of goodies from Blick Art. Wow! They also gave us our convention name tags, that we immediately wore around our necks. In the tag reverse pocket were all the tickets for the upcoming events we had registered for. The gallery was spacious and impressive. The art on the gallery walls was stunning! I just couldn't get enough of it and kept returning to the gallery over the next few days to get my fill. It was so humbling to see my small piece of artwork hang in such great company, including artwork from four of our (DC109's) Signature chapter members. The photographs online do not do all the exhibition pieces justice, as there is no comparison to seeing the artwork up close and personal. The details, the vibrancy, the artist's hand, the visual impact with the frames, etc. were so captivating.

The Meet and Greet was held that evening at the hospitality room. This was also our opportunity to purchase raffle tickets for the drawing to be held the next day, at the Art Gala. All the amazing art supplies and gift vouchers to be won, were very enticingly displayed on a long table along one of the walls. It was impossible to resist a shot at winning one's fav prizes! Another beautiful display was setup for the Silent Auction, with an array of masterful pieces donated by CPSA members. I had my eye on a couple of pieces and ended up getting into a bidding war, that continued into the next day's Art Gala (wink, wink Blair J)! With a glass of champagne/wine in hand we got to mingle with fellow artists and art enthusiasts. It was lovely meeting the members from our chapter that attended, who are an amazing group of talented, inclusive, and interesting artists. It is funny that I ended up meeting most of them in Cincinnati versus in our neck of the woods. It was also exciting that I got to meet some of the artists I have admired and 'followed' for a while on social media. Everyone was so kind and humble. Probably as much as I enjoyed the beautiful art, I enjoyed meeting a group of amazing, creative, and passionate people. It was wonderful bonding over our common passion for colored pencils.



Chapter 109 and guests enjoying dinner together.

As the finale to our first day at the convention, 19 of us, DC 109 members and guests, carpoled to a nearby Greek restaurant for dinner. It was an amazing time with lively conversation over delicious food and drink. Day 1 was a great start to the rest of the convention, that truly exceeded my expectations.



## WISH YOU WERE THERE

by Wendy Ng

My husband and I attended the 2023 CPISA Convention in Cincinnati and were pleased with the whole experience. We indulged in the food. We enjoyed the tourist sights and stops. We loved the people we met and things we learned.

The best part of the convention was seeing the CPISA International Exhibit. The entire show was located in the convention hotel and we were able to walk through the exhibit many times, everyday. If you were impressed by the pieces selected by the juror as viewed online at [cpsa.org](http://cpsa.org), you would have been awestruck by the show when viewed in person.

During our multiple stops, we made a point of selecting our favorite pieces. I changed my mind multiple times. It was too difficult to pick just one. We ended up with several on each of our personal favorite lists. Our favs did not match exactly but there were many overlaps.

We challenged each other in describing why we selected our pieces. We also tried hard to pick the best-of-show. It would have been wonderful to be able to walk the exhibit with the juror or another experienced artist to discuss the strengths of each piece.

At the banquet when the awards were announced, we were able to compare notes with the juror, so to speak. We were slightly disappointed that not all our favorites were the juror's picks. However, we agreed that they were already selected for the show, after all. For me, the bottom line is that the one I thought would win the Best-of-Show actually did!

Hope to see you at the convention another year and walk the show together.



“Snuggled Down”  
by Donna Slade, CPISA



“A Tweetable Moment” by Kathryn Hansen (CA)  
Best of Show and CIPPY Award winner  
31st Annual International Exhibition 2023



Wendy and Bruce

### MY FIRST CONVENTION

*by Carolyn Comras*

**“...being able to see the colored pencil masterpieces in the gallery UP CLOSE... was both daunting and inspiring.”**

This was my first convention! It was fascinating to meet so many artists whose names are everywhere in colored pencil publications, podcasts, as award winners or workshop teachers, etc., and see them as genuine regular people. I ate lunch with the CPSA President and rode the elevator with Gemma Gylling! I know that sounds super silly; I didn't realize how much celebrity status I had pinned on artists I have admired over the years. It was a really nice feeling to be a part of this big group of like-minded colored pencil-ists. That is one of the great gifts I think that comes from attending the Convention, as well as chapter meetings and workshops – this sense of belonging and bonding over the passion for colored pencils.

My favorite events at the Convention were the two workshops and the trade show at the end. The workshops were very different from each other and pushed me to try something new and outside my drawing comfort zone – a good thing! The trade show was interesting – I loved being able to touch different papers and get samples to try at home, plus make a few purchases. I also thought the hotel and the staff were really nice; as an extra bonus, all throughout the hotel were interesting pieces of non-CP artwork, even in my hotel room.


However, the very best part of the convention by far was being able to see the colored pencil masterpieces in the gallery UP CLOSE. A photo online just isn't the same. Some of the pieces were HUGE. You really get a sense of the incredible work that goes into these exceptional works of art. It was both daunting and inspiring!



**“Reflecting on Family-Save Them”  
by Gemma Gylling, CPSA**



**Carolyn Comras**



**A sampling of art at The Summit Hotel in Cincinnati  
Photos courtesy of Blair Jackson.**



# MORE GREAT PHOTOS OF THE CONVENTION

by Blair Jackson



“Sidewalks End” by Jody Beighley

CPSA Presidents Meeting came equipped with Play-Do at each seat!



Stunning Silent Auction drawing with gold leaf by Suzanne Vigil, CPSA, CPX purchased by Blair



Donna Everage



Amy Federman & husband



The gang's all here - Wendy Ng with Bruce, Suha, and Carolyn



Founder, CPSA Leader, and All-Around Very Bigwig - Vera Curnow, CPSA, CPX What a wonderful organization she created!



Carolyn Comras and Johanna Swart at the Awards Banquet



Bi-coastal member, Aida Masliah and Johanna Swart, 5-Year Merit Award Winner

## OIL & WATER & COLORED PENCILS—OH, MY! ~ Melissa Miller Nece, CPSA, CPX by Johanna Swart



Connie Grace and  
Sharon Meng



Amy Federman



Aida Masliah

Melissa Miller Nece presented a workshop about using water-soluble oil paint as an underpainting beneath colored pencils. Royal Talens “Cobra” water-soluble oil paints was the brand used. Melissa explained a process of treating watercolor hot-press art board with clear Winsor & Newton gesso before applying the oil paint, with the colored pencil on top of that. We, however, used a shortcut — Stonehenge oil paper. This paper is treated to allow the use of oil paint directly on its surface without the need for gesso. It has quite a texture to it and the use of a painted underlayer was necessary to cover the tooth. Arches also makes a paper for use with oil paint.

We chose from a selection of several source color photos, of both figures and still life. Melissa provided simple line drawings of each photo on the Stonehenge oil paper, and a black and white photo to show the values of the composition. We had a choice of three oil paint colors, burnt sienna, dark green, and red. Melissa squeezed a small amount on palette paper and told us that a little would go a long way.

Melissa also provided a Faber Castell Perfection eraser that resembles an old-fashioned typewriter eraser, with a gritty point at one end and a brush at the other end. She suggested using this to blend colored pencils and to push them into the tooth of the paper. She thinks the eraser works better than a blender.

We spent most of the morning painting the underlayer of the oil paint, in tonal values. The paint resembled a monotone watercolor on the paper. The rest of the day was spent applying colored pencil on top of the underpainting.

I chose a still life of three peppers — green, yellow, and red — on a black and white striped cloth. I picked phthalo green for my underlayer. It became clear as the workshop progressed that I had applied too much of the dark green paint in the darker areas and it was going to be very difficult to cover that green with my pencils on the red and yellow peppers. I regretted not choosing red for my underlayer, but a few people who had chosen red had difficulties in covering that color as well. The most important lesson for anyone exploring this technique is to do a light underlayer.




Workshop Reference Photo



Johanna's Workshop Piece

It was informative to learn a new method of covering the white tooth of the paper. I was amazed to learn that there is such a thing as water-soluble oil paint. I also was not familiar with the Stonehenge paper that is specially treated to accept oil paint and water. It's always interesting to become acquainted with new products and this workshop was an enjoyable way of doing that.



Success or not?



Donna Everage



Mary Ellen Geissenhainer



## OUTSIDE TO INSIDE ~ Deborah Maklowski, CPSA, CPX

by Mary Jo Eisenhower

It isn't about drawing - the very first thing we heard from Deborah as we started our workshop "Plein Air Aesthetic Indoors."

How relaxing and free thinking to start off our day with such an inspiring friend, artist and creative presenter! Our day, under the guidance of Deborah, was relaxing, stimulating, an eye opener as to how to look at our surroundings and approach our artwork in an entirely different mindset - at least for me, uptight, precise, detailed approach to most of my work. What a way to learn to loosen up and sort of let it happen, all the while being free to control and manipulate our artwork.

We were reminded again that we have freedoms with composition, we don't have to include everything that we see. We have the ability to move mountains if we feel the need. Thinking more about the sun and shadows on the buildings and on the ground. For plein air art it's a good idea to make sketches to capture the scene.

We worked on grit paper and quickly drew basic lines of the scene, adding Inktense blocks to the shapes, washed in with a small amount of alcohol applied with a brush to create an undercoating. We were directed to pay attention to values, understanding that hard edges are for objects, using soft edges for blurring where two shapes meet. The underpainting created the foundation of our work.

We then used our colored pencils on top of the underpainting to create an illusion, the impression of sky, grass, shadow and light. We were told to use our pencils as a paint brush - what a concept.

I came away from this workshop with a strong desire to lighten up, relax and let it happen using all the skills and techniques we have learned. It opened my eyes as to the importance of letting go of too much detail as I have found myself doing over the years. I now have found a way to give more variety to my work, to know that I can move back and forth in my approach when I feel I need a change in my compositions.

Thank you Deborah for opening my eyes to change - I need to be reminded over and over about being flexible, about being open to new ideas and new techniques. My creative thoughts have been stimulated and renewed!



Donna Everage

***"...we don't  
have to include  
everything that  
we see. We  
have the ability  
to move  
mountains..."***



Deborah's workshop



Connie Grace



Aida Masliah

# Upcoming Chapter #109 Meetings

## SEPTEMBER MEETING AT THE FARM

by Blair Jackson

RSVP to Blair (blairjac@aol.com) for the Sunday, Sept 17th CPSA #109 Farm Meeting at noon in Madison, Virginia. The address is 714 Yager Mountain Road. Waze the address, so you can plan for the drive. Do you want to carpool? We will have a Pot-Luck Luncheon, so bring a tasty HOMEMADE dish. Bring a few of your colored pencils, as we will have a fun project. That's all you need! My cell is 703-507-9123, if you need to reach me.

---

## NOVEMBER MEETING AT BLAIR, INC.

On Thursday, November 9 at Noon, Sarah Becketl, will present “**The Essentials of Art Materials**”, a 90-minute hands-on presentation that focuses on art materials and the relationship between paper surfaces and drawing/painting media. The presentation will empower artists with the knowledge necessary to choose the right papers and art materials for their own artistic practice. Attendees will participate in hands-on exercises using a selection of papers and drawing materials.

### **The presentation will cover all aspects of art papers including:**

- How paper is made on different types of papermaking machines
- The technical aspects of paper (weight, sizing, fibers used, and surface texture)
- How surface texture and sizing affect the look of your artwork
- How to choose the right papers and surfaces for your artistic practice
- Storing/handling paper and artwork for longevity and permanence

### **The presentation also covers art materials relevant to the attendees, which may include:**

- Graphite
- Charcoal
- Colored Pencil
- Marker
- Water-soluble drawing media
- Watercolor
- Gouache
- Acrylic
- Oil Paint

### **Attendees will receive:**

- Selection of Strathmore and Canson papers & literature
- Selection of drawing, painting, and water-soluble materials
- Princeton watercolor brush

**About Sarah:** Sarah Becketl received her BFA in painting from the Tyler School of Art and continued her studies of representational drawing and painting at multiple locations. Sarah worked as the Product Research Director for the Colored Pencil Society of America from 2009 to 2015, during which time she tested colored pencils for lightfastness and educated members on archival issues of drawing materials. Working in a contemporary realistic style, Sarah creates oil paintings and mixed media works on paper that are exhibited and collected throughout the United States. Her work can be viewed at: [www.sarahbecketl.com](http://www.sarahbecketl.com).



# Upcoming #109 Members Exhibits

## UPCOMING EXHIBIT AT THE COLUMBIA ART CENTER

by Karen Coleman, CPUSA

Our "Autumn" exhibit at the Columbia Art Center will open on October 19 and will run until November 22. Seventy-one works by our members, including a drawing by our beloved colleague Vicki Clark (*in Memoriam*), will be hung in the main gallery at 6100 Foreland Garth, Columbia, MD.

Framed works can be delivered to the gallery on any of these four days: Oct 11 and 12, 10:00 a.m. - 8:00 p.m.; Oct 13, 10:00 a.m. - 3:00 p.m.; or Oct 14, 10:00 a.m. - noon. **Make sure your name and the title of the artwork are identified on the back of each piece.** Also, Wendy Ng has generously offered to deliver works if they are brought to our meeting at Blair's farm on Sunday, Sept 17. She can take up to 25 pieces. Be sure to wrap your works well to protect them in transit.



"Autumn Bounty"  
by Cathy Heller, CPUSA

The center director will hang the show and will select the award winners to be announced at the opening reception on Saturday, November 4, 1:00 - 3:00 p.m. Artists are asked to be there by 12:30 p.m. The center will set up tables for us and provide paper products, water, and sodas. Artists will be asked to bring a dish to share. The art center is also preparing a flyer for publicity. When the flyer is ready, I will send it to our members to share with their mailing lists.

I'm impressed with the variety of subjects that our theme of autumn inspired in our members. It is going to be a very colorful and engaging show for visitors to the gallery. If you were unable to submit a work this time, I hope you will come for the opening reception and support our chapter.



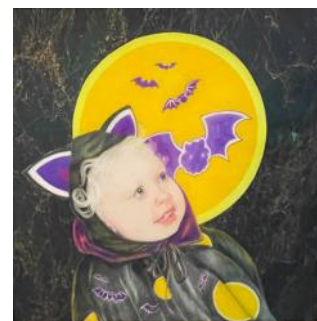
"Oh Shenandoah"  
by Lis Zadravec, CPX

Looking ahead, we have two future exhibits scheduled for 2024 – 2025. The Franklin Park Arts Center in Purcellville, VA, will hang our show March 21 – April 7, 2024. The Delaplaine Arts Center in Frederick, MD will host us February 1 – 23, 2025.

**"Make sure your name and the title of the artwork are identified on the back of each piece."**

## In Memoriam

At the Columbia Art Center, we will include in the exhibit this autumn drawing completed by Vicki Clark before her passing.



by Vicki Clark

## KITTY DODD

Madison County, Virginia is a beautiful area full of much American History. The land, at the foot of the Blue Ridge Mountains, includes fields and farms that have been in families for generations. Blair and Scott chose to have a home here among the many farms, wineries, restaurants and most recently...artists!

FIRNEW Art Group is an art group that I was fortunate to be juried into. As the only colored pencil art, I have been humbled by the talent that is in there, but also proud to be able to share my passion and obsession.

On September 24, we are having an opening to a multi-subject show with the theme of "community". Among our fantastic art, Renee Balfour has filled this historic location with art from all of the community. This is a wonderful Sunday destination, but the show will be there for several weeks. This is the almost finished drawing which was juried in, "Mistress of the Vineyard."



During the 19th and 20th centuries, a general store could be found in almost every community. Although many of these stores no longer exist, Possum's Store remains. Located in the village of Criglersville, Madison County, Virginia, Possum's Store (originally McAllisters General Store, circa 1890), maintains many of the original features inside and out.


The old store has a long history as a social center for the community and has been a gathering place for many generations. Possum's Store, Art and Artisan Gallery continues that tradition. Hosting Virginia art and artisans, music events and artist workshops, Possum's Store is a gathering place and a creative center in the heart of the Blue Ridge Mountains.

*Come see Kitty's art at:*

Possum's Store Art & Artisan Gallery  
914 Old Blue Ridge Turnpike  
Criglersville, VA 22727

[www.possumsstoreva.com](http://www.possumsstoreva.com)

Show opens September 24, 2023.



"Mistress of the Vineyard" (in progress)  
by Kitty Dodd



## CPSA MEMBERSHIP RENEWAL FOR 2023-2024

All members of the local chapters must be members of the national CPSA organization. The 2023-2024 membership application and renewal forms can be submitted online at <https://cpsa.org/membership/join-renew-cpsa-membership/> and payment made with PayPal. We offer online renewals along with the option to send a check with a printed membership form located here: <https://cpsa.org/wp-content/uploads/2024-Mail-in-Member-Form.pdf>

### DC 109 MEMBERSHIP RENEWAL INSTRUCTIONS

by *Johanna Swart, CPSA*

There are two ways to join CPSA 109, or to renew your membership in the chapter. You can go online to [www.cpsa109.org](http://www.cpsa109.org), fill out the online membership form and pay by PayPal; or you can print out the membership form below and send it with a check made out to CPSA 109, to me, Johanna Swart, at the address on the form below.

- Please be sure to send any changes in your contact information. If you have a new website or Instagram account, send that information also.
- Dues are \$25 for membership, or \$35 if you want to be in the web gallery online. Lis Zadavec will contact you about putting your images in the web gallery.
- Please remember that you must have joined or renewed with the national CPSA in order to join CPSA 109. You can join or renew with the national CPSA by going to their website: [cpsa.org](http://cpsa.org)

Contact Johanna Swart at [johanna.swart869@gmail.com](mailto:johanna.swart869@gmail.com) with any questions.



### 2023-2024 DC #109 Membership Form

The CPSA Metro Washington Chapter 109 Membership Form, on the right, should be sent with a check made payable to "CPSA 109" to:

Johanna Swart  
3131 Connecticut Avenue, NW, #2510  
Washington, DC 20008

For questions, please contact Johanna at [johanna.swart869@gmail.com](mailto:johanna.swart869@gmail.com).

Dues are \$25 for membership, or \$35 if you want to be in the web gallery online. Lis Zadavec will contact you about putting your images in the web gallery.

**IMPORTANT:** Individuals may not join local chapters without joining the national organization. Dues received by the local chapter for an individual not joining the national CPSA will be recorded as a donation to the general fund.

CPSA Metro Washington Chapter 109 Membership Form		
First Name (if desired, add middle name/initial)	Last Name	
Street Address or P.O. Box		
City	State	Zip Code
Telephone	Your Instagram Acct (if applicable)	
Your Personal Art Website (if applicable)		
Email Address		

Yes, I have joined the National CPSA (required for membership). Go to [cpsa.org](http://cpsa.org) for information.

Select one option below for DC 109 chapter membership:

\$25 Basic membership dues  
 \$35 Membership with participation in the Web Gallery

For the Web Gallery members: Up to 10 images can be added or changed at any time. Members should have their own images scanned as jpeg. Files should be less than 500 MB.



**CHAPTER E-MAIL:**  
*[info@cpsa109.org](mailto:info@cpsa109.org)*

## 2023 MEETING DATES

Sunday, September 17 — Noon  
at Senterfitt Farms, Madison, VA

Thursday, November 9 — Noon  
at Blair, Inc., Springfield, VA



District Chapter 109 | Metro Washington DC

### METRO WASHINGTON, DC DISTRICT CHAPTER 109

**President**  
Blair Jackson  
[blairjac@aol.com](mailto:blairjac@aol.com)

**Vice President  
Programs**  
TBD

**Vice President  
Exhibitions**  
Karen Coleman, CPSA  
[kcoleman.art@icloud.com](mailto:kcoleman.art@icloud.com)

**Recording Secretary**  
Martha Crawley  
[MC1092@comcast.net](mailto:MC1092@comcast.net)

**Treasurer**  
Wendy Ng  
[wendywng6086@gmail.com](mailto:wendywng6086@gmail.com)

**Membership Chairperson**  
Johanna Swart, CPSA  
[johanna.swart869@gmail.com](mailto:johanna.swart869@gmail.com)

**Newsletter Editor**  
Carolyn Comras  
[pencilandbrushstudio@gmail.com](mailto:pencilandbrushstudio@gmail.com)

**Webmaster**  
Lis Zadavec, CPX  
[Lisarts.com@gmail.com](mailto:Lisarts.com@gmail.com)

---

## COLORED PENCIL SOCIETY OF AMERICA

Metro Washington, DC—District Chapter 109  
7479 Thornclyff Lane  
Springfield, VA 22153



### About Our Organization...

The Colored Pencil Society of America, Inc. (CPSA) is a non-profit organization to promote the stature and awareness of colored pencil as a viable art form to all professional art establishments and to the public and to provide a forum for education, communication and recognition of colored pencil artists.