

January 2023
Volume 33, No. 1

Upcoming CP SA Events:

ExploreThis! 19 2023

31st Annual CP
SA
International Exhibition
Now Open for Entries

Highlights:

CP
SA Exhibitions 2

New 109 Board
Members 2

Farm Potluck Meeting
Presentation 3

November General
Member Meeting 5

January National
Gallery Visit 9

DC109 Website
Redesign 10

Membership Renewal
Forms for 2023 11

New Member
Introductions 12

Members News 14

Meeting Dates 17

Hues & News



District Chapter 109 | Metro Washington DC

www.CPSA109.org

info@CPSA109.org



DC 109 President Blair Jackson in front of Richard Diebenkorn's "Ocean Park No. 22" (1969).

LETTER FROM PRESIDENT

In life, some things change and some things stay the same. It is a testament to a good life that one wants things to remain just as they are. But everybody knows it's impossible. Just as you can't stay put in Mrs. King's cozy third grade class or keep your offspring as sweet babies forever, we, as adults and artists, must accept the changes that life continually presents before us.

Embracing available technology is a change we simply must support. It is said, "Technology is here to stay," and it has infiltrated every aspect of our work and personal lives. Rather than fearing what we don't know, we need to acknowledge the challenge and deal with it step-by- step. As artists, we are natural risk takers and an extension of that is to step forward to enlist what is unfamiliar. Let's rise to the occasion and show a willingness to accept what's new.

Continued on next page

President's Letter Continued

What's new with your drawing? Are you challenging yourself? What are your drawing and art goals for 2023? Are you trying to improve some particular facet of your drawing? Are you building a portfolio of drawings? Are you interested in regularly submitting your drawings for shows? Do you hope to draw consistently throughout the year? How about keeping a sketchbook? Do you desire to do a drawing each day? Do you hope to expand your subject matter this year to include something you have not tried?

I hope to see more art shows this year. We have a wealth of galleries and museums in the area, and I come away feeling visually enlightened after each visit. Let's think hard about art.

And, get drawing!

Respectfully,

Blair Jackson

Check out my Instagram: blairjac1

31st Annual CPSA International Exhibition Now Open for Entries



The CPSA International Exhibition will be held at The Summit Hotel gallery in Cincinnati, Ohio, from July 2–30, 2023. Will you be the one who receives the \$5,000 Best of Show and CIPPY award? Entry deadline is April 3, 2023.

[Download the 2023 prospectus](#)

[Visit the CaFÉ website to enter the exhibition](#)

[See the 2022 International exhibition](#)

[See the 2022 International award winners](#)

ET! 19 Acceptance List January 15, 2023

The entry period has ended and the selection process for Explore This! 19 is complete. The list of artwork selected by our juror, Emily Stamey, became available January 15, 2023, and the exhibition and awards will be revealed here on February 1. Congratulations to DC 109 chapter members who were accepted: Carolyn Comras (VA); Mary Ellen Geissenhainer, CPSA (MD); Wendy Ng (MD); and Jeanne Perrier (PA).

Goodbye to The Old Board Members and Hello to the New

Our 2023 CPSA #109 is changing. Mentioned in the last member, our Webmaster position passed from Alisha Brown to Lis Zadravec. Bravo Lis! We also have a new Secretary in longtime member, Martha Crawley. Thank you, Martha. You have read some of her lovely articles in this newsletter. Also on board is our new Treasurer, Wendy Ng, whom you may remember from the excellent presentation she made on Chinese Calligraphy at the farm meeting in 2021. Our former very treasured Treasurer, Mary Jo Eisenhower, retired this past Fall, although I tried my best to dissuade her. She assures me that she will still play a major role in the chapter. Rounding out the CPSA #109 board are the truly excellent Karen Coleman, Vice President of Exhibitions; Johanna Swart, Membership Chair; and Vicki Clark, Newsletter Editor.

ANNUAL SEPTEMBER 18TH POTLUCK FARM MEETING

CPSA 109 SEPTEMBER MEETING

by Martha Crawley, Secretary

DC 109, the Washington Metro Chapter of the Colored Pencil Society met in person at Senterfit Farms, Madison, VA on Sunday September 18. Members could also attend online on Zoom.

After everyone enjoyed a potluck lunch at the barn meeting facility and displayed some of their current projects, President Blair Jackson chaired a business meeting with announcements and a brief discussion of the need for timely dues payment. The chapter is very low on funds and needs to rebuild its reserve.

The featured speaker of the day was board member Karen Coleman, who spoke on her experience contributing a chapter on colored pencil in the American Society of Botanical Artists' *Botanical Art Techniques*. The beautiful volume is an illustrated guide to techniques of botanical art from a number of skilled artists from several countries, including Karen. In her talk, Karen, an experienced botanical artist, explored her use of colored pencil, drafting film, and other media and handed around original examples of her drawings that were published in the book. Perhaps most important, our speaker walked us through the process of contributing drawings to a publication – very different from just drawing for exhibition or for individual sale of works. Editors would sometimes ask for changes to the drawings for reasons related to the publication process. At the end of the meeting, Karen donated a copy of *Botanical Art Techniques* for a member raffle which was won by Wendy Ng.

After the presentation Blair took the artists on a tour of the farm.




Photos
courtesy
of Blair
Jackson.

Continued on next page

ANNUAL SEPTEMBER 18TH POTLUCK FARM PRESENTATION

Continued from previous page



Above: Karen Coleman presentation to members. Eggs drawn on by Wendy Ng.
At right (top to bottom): Botanical art book and examples of leaves included by Karen Coleman, CPSA.

Photos courtesy of Blair Jackson.

NOVEMBER 10TH GENERAL MEMBERS MEETING

DISTRICT CHAPTER 109 - METRO WASHINGTON CHAPTER MEETING AT BLAIR, INC.

by Martha Crawley, Secretary

As thirteen CPSA 109 members gathered and began a brown bag lunch, about 4 more signed in via Zoom. At about 12 pm. chapter president Blair Jackson opened the meeting.

Blair introduced the guest speaker, Judy Guenther, an award winning photographer. Due to problems with the audio for the Zoom attendees, Judy could not be heard, so Blair rearranged the agenda to give time for the problem to be fixed. Unfortunately, the recording quality prevented posting a recording of the meeting later.

BUSINESS MEETING

Blair presented the chapter's business first. She announced several changes to the board: Mary Jo Eisenhower, after many years of service, stepped down as Treasurer. Wendy Ng has taken over this responsibility. Of note is the fact that PayPal has been instituted for the chapter – members can now pay their chapter dues via this medium. Alisha Brown has resigned as webmaster. Her years of work in that position are appreciated by all. The new webmaster is Lis Zadravec who is now redesigning our website. Finally, Martha Crawley has volunteered to be the chapter secretary.

Blair reported news from the recent Chapter Presidents' meeting held via Zoom that one chapter raised thousands of dollars for Ukraine. During this transition time after several years of the pandemic, only a few chapters are conducting meetings in person.

The chair announced that the workshop by artist Jeff George that was to be scheduled in the spring is on hold for now. She also announced activities planned for 2023.

- All are invited to come on Thursday, January 5 to the National Gallery of Art to see an exhibit entitled Vermeer's Secrets, of work of 17th century Dutch painter Johannes Vermeer. We will meet in the west wing, ground floor galleries G33 and G34, at 11 am. Also on view will be the art of Renaissance painter Vittore Carpaccio. We will end the trip with lunch in the NGA café.

- The next meeting will be held on Thursday, March 16 at noon, at Blair, Inc.

- On Sunday, May 21, DC 109 will meet in Annapolis, MD, at Patricia Andril's house. Details will be provided in the chapter newsletter, *Hues and Views*.

- Next September 17, we will have our annual meeting at Blair's farm, Senterfitt, in Madison, VA. Directions and details will be provided.

- On November 9 we will be back again at Blair, Inc. for our final meeting of 2023.

Deborah Maklowski handed out binder combs, a plastic piece used in making binders, one of her student's useful ideas for holding pencils while working on a drawing. They hold your working pencils easily, allowing for quick pick-up and put-down, and nothing rolls off your drawing table.



Photos courtesy of Blair Jackson.

Continued on next page

NOVEMBER 10TH GENERAL MEMBERS MEETING

Continued from previous page

GUEST SPEAKER

The chair reintroduced Judy Guenther, an award winning photographer who won best picture in a recent photography competition in the *Washington Post*. Judy's talk, *The Importance of Good Composition*, was accompanied by a slide presentation that illustrated her ideas. Judy and her husband travel around the world, photographing the people and places they encounter. When composing her photographs, Judy asks four questions: What is the subject? Why am I shooting it? Once she answers these first two questions, she asks: Where will the eye go? And how do I keep the viewers looking?



Techniques

She then discussed techniques in composition, including leading lines; focusing in; sculpting with light, color and contrast; building depth; and color theory.

Leading Lines

Displaying a slide of a house in the mountains, Judy showed how the mountains and even the clouds in the sky all served as lines pointing to the house. Similarly, a line of trees in a photo led to a line of trees in the background, illustrating a landscape in Namibia.



Striking were her "architectural abstracts" of an arena in Copenhagen. And a street scene taken in Minneapolis had visual lines leading from architectural features to people.



Focusing In

A black and white photograph of a girl in Muslim clothing, including a head scarf, focused in on her eyes with a dramatic effect. Similarly, photographing in black and white and minimizing distracting features in the photo focused in on a man in Turkey. The viewer's eyes would instantly go just to the man, the subject of the picture.



Sculpting

A picture of a girl playing drums had a distracting sign with words on it. Judy blacked out the sign so that all eyes would be on the girl. Cropping a photo to get rid of irrelevant images is another technique that focuses the eye on the main subject. Sometimes striking color and contrast on an irrelevant detail in a photo can distract from the

Photos courtesy
of Blair Jackson.

Continued on next page

NOVEMBER 10TH GENERAL MEMBERS MEETING

Continued from previous page

subject and confuse the viewer. Judy explained that you can sculpt with light, color and contrast. She showed a picture of a man with an umbrella in which vivid color on extraneous elements distracted from the man.

She darkened those elements and brightened the contrast on the man. She adjusted the colors to improve the effect.



Building Depth

In a photo of a canyon in Antarctica Judy adjusted color and light to clarify foreground, middle ground and background. She called making something lighter “dodging” and making something darker “burning.” Dodging and burning is common practice in photography.



Color Theory

Judy said that she keeps reference materials on color theory by her desk where she works on her photographs. In the picture of Antarctica, she used cool colors (blues) balanced with warm ones (pinks and purples).

The goal of using these techniques, whether your photograph is simple or complex, is to create an interesting focus and visual energy in order to make the viewer want to stay looking at the picture.

Photos courtesy of Blair Jackson.

HOW TO PHOTOGRAPH YOUR ART

The speaker briefly talked about how artists can photograph their finished art to best advantage. One way to document a picture is to scan it into the computer. Otherwise, you can photograph it and then scan it for submission online. To photograph it, Judy recommends that you start with soft lights in your studio, not glaring or bright lights. It is good if you can get natural light indoors. If you are photographing your work outdoors, a cloudy day provides the best light shadow and glare free light. Regardless of where you photograph it, the picture must be exactly parallel to the camera. The floor can be a good platform on which to place the work. You can get good results using a smart phone or an inexpensive camera, like the compact digital Sony Cyber-Shot DSC=W800, which can be bought for \$129. You can then use a software app to adjust the light, as described in the techniques above. Judy's husband is also a photographer and can give advice on photographing art.

In addition, Judy said that members might be interested in the website Art Business Info for Artists www.artbusinessinfo.com/, authored by English artist and writer Katherine Tyrrell. Go to the home page, click on Practice, then Image Management for Artists. You will find links to information on photographing art and scanning art. Finally, Judy took questions from the audience.

Blair thanked Judy for her excellent presentation. DC 109 members enjoyed a helpful and fascinating meeting, which closed at about 1:30 pm.



Continued on next page

NOVEMBER 10TH GENERAL MEMBERS MEETING

Continued from previous page

HELPFUL LINKS FOR PHOTOGRAPHING YOUR ARTWORK

by Judy Guenther, Photographer

Here are the links I meant to bring to the meeting today. Thanks for asking me. I enjoyed meeting your members and seeing great art.

- Art Business Info for Artists website — www.artbusinessinfo.com
- “How to Photograph Art for Artists” — www.artbusinessinfo.com/how-to-photograph-art-for-artists.html
- PC Magazine website — www.pcmag.com
- “The Best Photo Scanners for 2022” — www.pcmag.com/picks/the-best-photo-scanners
- B&H Photo Video website — www.bhphotovideo.com
- “Sony Cyber-Shot DSC-W800 \$129 — www.bhphotovideo.com — *Discontinued*
- Questions? Talk to Wayne Guenther (Judy Guenther’s husband and photographer who has past experience photographing painters’ art) at 571-236-7733 or wguenther1@verizon.net.



JUDY GUENTHER, photographer, enjoys capturing scenes from her world travels in a variety of styles from storytelling to discovering small details in ordinary scenes. Capturing the beauty and art in nature and the people of the world is a special joy for her. Judy also enjoys photographing details in architecture and looking for abstracts. She has won several awards, most recently the grand prize in the Washington Post’s 2022 Travel Photography Contest. She is a member of the Northern Virginia Photographic Society, The Art League Gallery of Alexandria, Va., and the F11 Women’s Photography Collective. Her web site is www.judyguentherphotography.com



Photo courtesy of Blair Jackson.

JANUARY 5TH NATIONAL PORTRAIT GALLERY VISIT

JOHANNES VERMEER EXHIBITION AT THE WEST WING OF THE NATIONAL GALLERY, WASHINGTON, DC

by Blair Jackson

Vermeer's Secrets

This Dutch painter was born in Delft in 1632 and lived there until his death at 43. There are only about 35 paintings attributed to him today, quiet scenes of women, mostly painted in two rooms in his house.

Although I had seen a more comprehensive exhibition of his work at the High Museum in Atlanta in 2013, this exhibit at the National Gallery focused on the technology available today to get a close-up view of his techniques in achieving subtle surface effects. Imaging spectroscopy used by scientists and conservators allows for microscopic paint sample analysis. It can show the variations of colors in paintings and the sophistication of his palette. Infrared imaging technology and digital processing software help in discovering the artists' working process, including compositional changes.



On display was an infrared hyperspectral reflectance imaging system. Hundreds of infrared spectral images are collected when a painting is scanned.

This meeting was scheduled for January 5, 2023, but only two of us attended. I was glad to have the superb company of Johanna Swart for the two exhibits, Johannes Vermeer and Vittor Carpaccio. They were inspiring and super interesting. I started on a new drawing immediately afterward.


Photo courtesy of
Blair Jackson.



Above: Long thought to have both been painted by Vermeer, it has now been determined that "Girl with a Flute" 1669-75 (left), was painted by one of his pupils or studio assistants. The other similar painting, "Girl with the Red Hat" 1669 (right), is a true Vermeer.




Below (left to right): 1. Head of bearded man, study 1502-4, black chalk, brush and brown wash. There were many drawn studies for Carpaccio's detailed paintings included in the exhibit. 2. Another painting by Carpaccio "Virgin Reading" 1510, woman in painting wears fashionable Venetian dress. 3. Carpaccio's "St George and the Dragon & Four Scenes from the Martyrdom of St George" 1516 oil on canvas. Four panels form a predella & feature scenes that relate to the main subject. Here, a gruesome account of St George was tortured before being martyred. 4. The rounded top framed painting is "The Martyrdom of the Ten Thousand Christians on Mt Ararat," oil on canvas 1515 (correction) Vittor Carpaccio. Carpaccio's work, while grounded in legend, reflected contemporary fears.



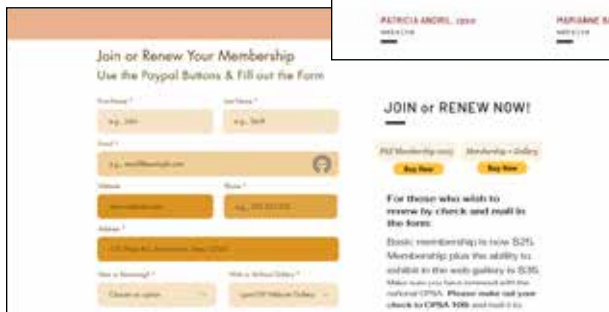
DC 109 WEBSITE REDESIGN

WWW.CPSA109.ORG

by Lis Zadavec, CPX



Our website has long had the same design and was past due for an update to galleries and technology. We can now link our contacts easily and pay or renew membership online. I am busy making our galleries more presentable and will be asking you for newer images; better quality and your newer, best work. This is the first place galleries look when we apply for shows. Help me to help us put our best foot forward!



Get your work ready and wait for my email. If you paid to be a gallery member, you are allowed 10 images and all your social links. If you receive the email and are not ready, let me know so I can move along down the list. If you haven't received the email, please wait. If I receive a bunch of unrequested images, they may get lost in the mix. I thank you greatly for your patience as I go through this process of updating.

I also would like input. If you see something amiss on the website - typos, etc. - do let me know. I will also be making the website more attractive as we go. I chose a template from Wix but it can be changed. I picked one with options that suited our needs. Colors and images will be added along the way. Again, I started out simply, but your input is welcomed.

GENEROSITY OF DC 109 MEMBERS

A HEARTFELT THANK YOU

by Blair Jackson

We know that CPSA #109 has some wonderful members and this was further demonstrated by the generosity of two of its current members.

One member donated the cost of an annual service subscription which the chapter needed to purchase. Another member contributed a substantial cash donation to the chapter treasury. Both members wish to keep notification of their good works to themselves. It is one thing to do something good and receive a pat on the back, but anonymous good works make them all the more special. The chapter treasury had gotten extremely low, and because of these two artists, it was able to get back on its feet again. Thank you to these two good souls who shared with their colored pencil artist colleagues.

CPSA MEMBERSHIP RENEWAL FOR 2023

All members of the local chapters must be members of the national CPSA organization. The 2023 membership application and renewal forms can be submitted online at <http://cpsa.org/membership/join-renew-cpsa-membership/> and payment made paid with PayPal. We offer online renewals along with the option to send a check with a printed membership form located here: https://cpsa.org/wp-content/uploads/2023/CPSAMail-in_Membership_Form.



DC 109 MEMBERSHIP RENEWAL INSTRUCTIONS

by Johanna Swart, CPSA

There are two ways to join CPSA 109, or to renew your membership in the chapter. You can go online to cpsa109.org, fill out the online membership form and pay by PayPal. Or you can print out the membership form in this newsletter and send it with a check, made out to CPSA 109, to me, Johanna Swart, at the address on the form below.

- Please be sure to send any changes in your contact information. If you have a new website or Instagram account, send that information also.
- Dues are \$25 for membership, or \$35 if you want to be in the web gallery online. Lis Zadravec will contact you about putting your images in the web gallery.
- Please remember that you must have joined or renewed with the national CPSA in order to join CPSA 109. You can join or renew with national CPSA by going to the website: cpsa.org.

Contact Johanna Swart, at johanna.swart869@gmail.com, or call (202) 362-2021, with any questions.

2023 DC #109 Membership Form

The CPSA Metro Washington Chapter 109 Membership Form, on the right, should be sent with a check payable to "CPSA 109" to

Johanna Swart
3131 Connecticut Avenue, NW, #2510
Washington, DC 20008

For questions, please contact Johanna at johanna.swart869@gmail.com

If selecting to be included in the #109 online gallery, email images to Lis Zadravec at Lisarts.com@gmail.com.

IMPORTANT: Individuals may not join local chapters without joining the national organization. Dues received by the local chapter for an individual not joining the national CPSA will be recorded as a donation to the general fund.

CPSA Metro Washington Chapter 109 Membership Form		
First Name (if desired, add middle name or initial)	Last Name	
Street Address or PO Box		
City	State	Zip Code
Telephone ()	Your Instagram Account (if applicable)	
Your Personal Art Website (if applicable)		
Email Address		

☐ Yes, I have joined the National CPSA. Required for membership. Go to cpsa.org for information.

Select one option below for DC 109 chapter membership:

☐ \$25 Basic membership dues


☐ \$35 Membership with participation in the Web Gallery

For the Web Gallery members: Up to 10 images can be added or changed at any time. Members should have their own images scanned as jpeg. Files should be less than 500 MB.

INTRODUCTION TO NEW DC 109 MEMBERS

JOSEPH CANTLUPE

My name is Joe Cantlupe, and I've been a writer, a journalist for more than 35 years, a father of two young men and a widower, am a fairly almost lousy piano player but decent tennis player. I wrote for newspapers and magazines, have co-authored a nonfiction book and have recently specialized in healthcare, as a strategic communications professional and freelance consultant. Stories have been my life, and within the past year, I have begun seeing drawings and art as a fascinating reflection of people's tales.



I am a novice, and my sketches, often faces, (ok, I'll do cats and stuff) are three quarter finished, or merely partially completed, in black and white, in pen or pencil. I want to learn about colored pencil art to provide interpretation and reflection of what I see and feel.

I'm basically black and white at this point but hope to get the idea from everyone about colored pencils.

Above (left to right): Elvis, An Actress, and Abe Lincoln by Josephy Cantlupe.

KAREN McLELLAN

I am Karen McLellan, I live in Pittsburgh currently and will be moving to the Harrisburg area soon. After the move I do hope to be more actively involved in our chapter. I have done some form of art, crafts, stained glass, drawing or painting my entire life. I have found that I truly enjoy colored pencil for the ease of use and portability of the medium. I look forward to meeting you all in person.



Hosta
by Karen McLellan



Continued on next page

INTRODUCTION TO NEW DC 109 MEMBERS

Continued from previous page

CASEY CLARK

My business is in the fashion world. We make labels and patches all over the world for apparel, backpacks and boots. Have offices in Hong Kong, Taiwan and Seoul. Wonderful stories. I have lived a very different and interesting life. Married 54 years to the most wonderful wife, Stevie. Stevie runs the company because I just didn't want to work anymore. I enjoy my quiet life and do my art. Life is terrific.

An art teacher friend of my mother had some left over colored pencils from her class and left them at our house. I was probably in 3rd grade. I only drew in mono color because I didn't want to guess wrong with an additional color choice. In my early 60's, I decided to try more colors on a drawing of our dog. It turned out well and I wasn't afraid to trust myself. This Marlboro Man has three shades of brown pencil.




I have been drawing American Indian themes since I was just a boy. Why colored pencils... because I like to create and control the small details. Personality thing, I guess. I'm starting to branch out and teach myself watercolors with pencil.

At left: Studio setup.



Below (left to right): American Indian theme, Marlboro Man, Seaman.



DC 109 MEMBERS NEWS

LIS ZADRAVEC, CPX

"Colored Pencil Extravaganza" Exhibit

Lis Zadavec and her students, several of whom are CPSA Members (Marianne Barnhill, Rita DiPPaolo, Naja Frelich, Meredith Moss & Suharshini Seneviratne) invite you to their "Colored Pencil Extravaganza" Exhibit at the Eastside Artists' Gallery. May 6th-28th, 313 E. Patrick St. Frederick, MD 21701. The Gallery is open 1-5 on Weekends with demos at 2pm each Saturday and Sunday and an opening reception from 3pm-7pm on Saturday, May 6th.

MARY ELLEN GEISSENHAINER, CPSA

Two of her colored pencil pieces have been juried into the UK Colour Pencil Society's online exhibition, *Inside the Lines 6*. It can be viewed at www.ukcps.org.uk.



Left: Tall Order

Right: Sky Puddle

Artwork by
Mary Ellen
Geissenhainer.



SUZANNE VIGIL, CPSA, CPX

Suzanne was included in an *American Art Collector* magazine article in the December 2022 issue called "Collector's Focus."



Continued on next page

DC 109 MEMBERS NEWS

Continued from previous page

MEREDITH MOSS AND PAT MONICAL

Both Meredith and Pat received honorable mentions for Ann Kullberg's *COLOR* Magazine, September 2022 issue contest. Meredith won an honorable mention in the Advanced Category, and Pat Monical won an honorable mention in the Professional Category.



Anyway You Slice It
by Meredith Moss



Fair Weather Friend
by Pat Monical

JOYCE MAYER

Joyce has been accepted for exhibit in several regional shows. Three pieces were juried into the Washington County Arts Council: Best of Local Art 2022 Community show from December 8—January 3. The pieces were *Unseen Observer*, *Pomeriggio in Paradiso*, and *Summer Succulence*. *Pomeriggio in Paradiso* has been selected for the second time to adorn the walls of The County Cork Wine Pub in Eldersburg MD until October 2023. *Summer Succulence* was chosen for the Cumberland Valley Artists Competition from February—April, 2023 at the Washington County Fine Arts Museum. *Unseen Observer* was also featured in Ann Kullberg's September 2022 *COLOR* magazine. Joyce's work was accepted by Carroll County's Tevis Gallery, which has given her a 25 foot wall to exhibit a large body of work in a show called "Meticulous" which will run in July and August.



From left to right:
Unseen Observer,
Pomeriggio in Paradiso,
and Summer Succulence.

Artwork by
Joyce Mayer.

Continued on next page

DC 109 MEMBERS NEWS

Continued from previous page

KAREN COLEMAN, CPSA

Connecting People with Art and Nature

In April 2022, Karen was asked by the Franklin Park Arts Center, part of Loudoun County Parks, Recreation and Community Services, to help them make a “Story Stroll” for Bles Park. Elizabeth Bracey, Director of Franklin Park Arts Center, and Kellie Goossens, Recreation Programmer, Arts for All, developed this wonderful concept of using signs along unstaffed and linear trails to highlight art and nature. The original purpose was to assist a senior-adult day center and their clients near Bles Park as they went for monthly walks on the park’s nature trail. Artwork on signs would be installed along the trail to further engage participants in the natural world.

Karen walked the trail to identify native flora and fauna that corresponded to some of her artworks. After selecting eight works and writing narratives for each, she sent everything to the Arts Center, where staff made them into beautiful metal signs. The seniors walking at Bles Park responded with enthusiasm. They enjoyed the artworks and took turns reading the narratives, and the signs gave them an opportunity to stop, enjoy the scenery, and listen to the birds.

The story stroll is currently located at Franklin Park on a trail near the Arts Center. The program was so well received that it will be extended and rotated among other Loudoun County parks. Local artists, photographers, and poets will be enlisted to make additional signs. Karen was excited to help initiate this wonderful project and very grateful to the Franklin Park Arts Center for inviting her to join them in connecting people with art and nature.



Above: Karen with one of the signs.

At right (top, left to right): Sign introducing the story stroll at the trailhead and additional trail signs.

(bottom, left to right): Kellie Goossens, Recreation Programmer, Arts for All, Loudoun, helps to install the signs. Additional trail signs.



District Chapter 109 | Metro Washington DC

E-MAIL:
info@cpsa109.org

2023 MEETING DATES

Thursday, January 5—11am, National Gallery

Thursday, March 16—Noon, Blair Inc

Sunday, May 21—Noon, Patricia Andril's House, Annapolis MD

Sunday, September 17—Noon, Senterfitt Farms, Madison, VA

Thursday, November 9—Noon, Blair Inc

EXPLORE THIS!

Congratulations to the following DC109 members who were juried into the 2023 Explore This! online exhibition:

Carolyn Comras (VA)
Mary Ellen Geissenhainer, CPSA (MD)
Wendy Ng (MD)
Jeanne Perrier (PA)

<https://cpsa.org/exhibitions/explore-this/exhibitions-explore-this-selected/>



District Chapter 109 | Metro Washington DC

METRO WASHINGTON, DC DISTRICT CHAPTER 109

President
Blair Jackson
blairjac@aol.com

**Vice President
Programs**
TBD

**Vice President
Exhibitions**
Karen Coleman, CPSA
kcoleman.art@icloud.com

Recording Secretary
Martha Crawley
MC1092@comcast.net

Treasurer
Wendy Ng
wendywn6086@gmail.com

Membership Chairperson
Johanna Swart, CPSA
johanna.swart869@gmail.com

Newsletter Editor
Vicki Clark
vicki42no@gmail.com

Webmaster
Lis Zadravec, CPX
Lisarts.com@gmail.com

COLORED PENCIL SOCIETY OF AMERICA
Metro Washington, DC – District Chapter 109



About Our Organization...

The Colored Pencil Society of America, Inc. (CPSA) is a non-profit organization to promote the stature and awareness of colored pencil as a viable art form to all professional art establishments and to the public and to provide a forum for education, communication and recognition of colored pencil artists.